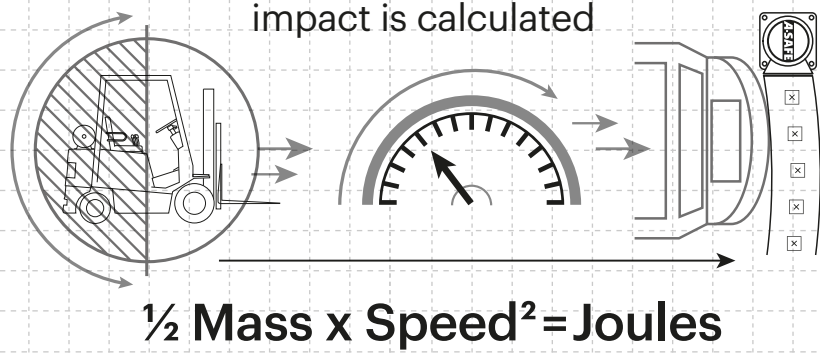


Technical Information

How the energy from a vehicle impact is calculated



Tested Impact Energy
7,000 Joules
 Equivalent vehicle and speed

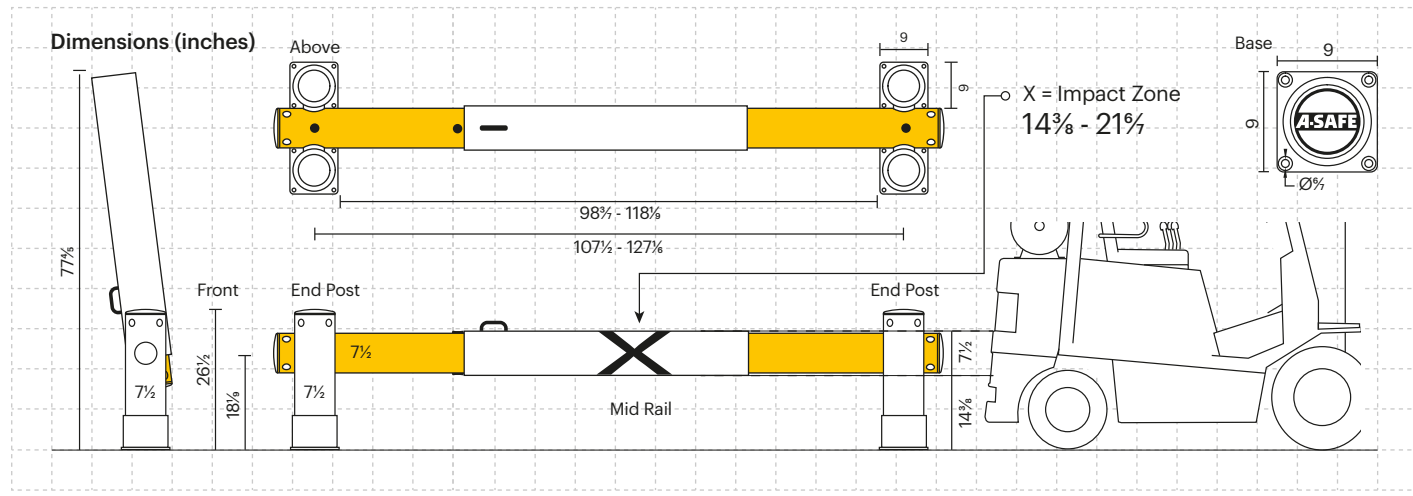
4.8 ton X **4 mph impact**

Mid Rail 90° Impact on 107½ inch Post Centres

Impact Test	
Max Energy (Joules) at 90°	7,000
End Post Max Energy (Joules) at 90°	10,000
Deflection at Max Energy 24 inches	Force to Bolt 24kN

Material Properties	MEMAPLEX™
Temperature Range	14°F to 122°F
Ignition Temperature	698°F to 734°F
Flash Point	662°F to 698°F
Toxicity	Not Hazardous
Chemical Resistance	Excellent - ISO/TR 10358
Weathering Stability (Grey Scale)	5/5*
Light Stability (Blue Wool Scale)	7/8**
Static Rating (Surface Resistivity)	1015 - 1016 Ω
Hygiene Seals	No

* Weathering scale 1 is very poor and 5 is excellent
 ** Light stability scale 1 is very poor and 8 is excellent



Post
 Standard Black
 RAL 9005*
 PANTONE Black

Rail
 Standard Yellow
 RAL 1007*
 PANTONE 7548*

Color Combination
 *Please note that the RAL and PANTONE colors listed are the closest match to standard A-SAFE colors, but may not be exact matches of the actual product color and should be used for guidance only.



iFlex™
Dock Gate XL



Designed to defend dock loading bays, containing stray vehicles at dock entrances and protecting door infrastructure from impact damage.

Creates a physical stop with enhanced strength guardrail for high impact resistance in heavy vehicle environments.

Double bollard posts offer high levels of collision resistance even when the gate is open, protecting door infrastructure and shutter rails.

Suitable for all docking areas across a flexible width range. The simple manual operation, quick-slide collar lock and cantilever design give easy access and ample opening room.



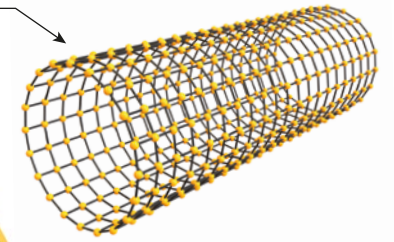
Your Authorized A-SAFE Distributor
 856-687-2227 • sales@banksindustrial.com • BanksIndustrial.com
 PO Box 382 • Berlin, NJ 08009

Engineered for performance

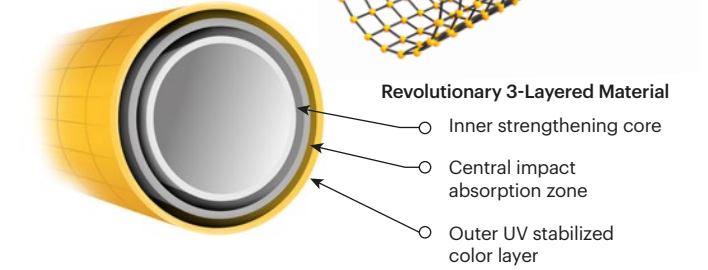
A-SAFE's state of the art products are meticulously engineered to deliver the highest performance. Designed, developed, tested and manufactured in-house at our cutting-edge facility, each unique component is carefully crafted and purpose-built to play a vital role in the product's performance.

MEMAPLEX™

Advanced Engineering
Molecular reorientation during manufacturing creates a unique built-in memory that enables the barrier to fully recover following impacts.



Revolutionary 3-Layered Material



Ultimate strength polymer created from an exclusive composition of the most sophisticated polyolefins and rubber additives, expertly blended for unequalled strength and flexibility.

Unrivalled recovery through a unique built-in memory that allows the gate rail to flex, cushion and reform upon impact, saving vast amounts in gate replacement and vehicle repairs.

Huge return on investment from incident prevention and downtime avoidance as gate, vehicles, floors and infrastructure do not need replacing or repair.

Ultra-low maintenance material is chemical and water resistant, non-corrosive, non-scratch and self colored so no repainting, rusting, flaking or corrosion.

Rotating wear collars deflect force from repeat glancing blows preventing expensive on-going maintenance costs.

Flexible positioning of bollard posts means the clear opening can be specified to meet your particular loading bay requirements within the product parameters.

Increased infrastructure protection for vulnerable door frames and shutter runners, with double high-strength bollard posts.

Specially engineered patented lock sleeve at guardrail mid-point prevents any weakness at vulnerable impact area.

Environmentally friendly and 100% recyclable.

Food safe, wipe-clean, water resistant surface.

Self colored and UV stabilized for continued visibility and long lasting aesthetics with no repainting.

Optimized height for loading vehicle impact zones, preventing both front-facing and reversing vehicles from straying beyond the safe loading area.

Zinc nickel, electrophoretic coating on base plates as standard, provides advanced protection against corrosion damage.

Precision engineered perforated cap is made from a unique deformable material and moulded on our custom-built machinery. It controls the emission of air pressure should impact occur, increasing force absorption.

Retractable locking device
Patented quick-slide Memaplex™ lock sleeve maintains guardrail strength and integrity to withstand heavy vehicle impacts.

Lift and self-hold
Patented lift and self-hold design, guardrail pivots between bollard posts to protect door frames and shutter runners whilst loading bay is in use.

